

RAPPORT DE PERFORMANCE STATISTIQUES


AS VEORE MONTOISON 3 - 2 US DAVEZIEUX

19.03.2023

CHAMPIONNAT Sénior d1 | journée N°18

| | |
|---|---|
| Composition des équipes et évènements de la rencontre | Page 2 |
| Formations utilisées | Page 3 |
| Statistiques de la rencontre | Page 4 |
| Tableau de bord | Page 5 |
| Passes et réseau de passes préférentiel | Page 6 à 8 |
| Dribbles | Page 9 |
| Centres | Page 10 |
| Tirs | Page 11 |
| Duels | Page 12 |
| Pertes de balles et récupérations du ballon | Page 13 |
| Lien vidéo séquençage | https://dartfi.sh/3tw1AtLIY3a |

AS Véore montoison



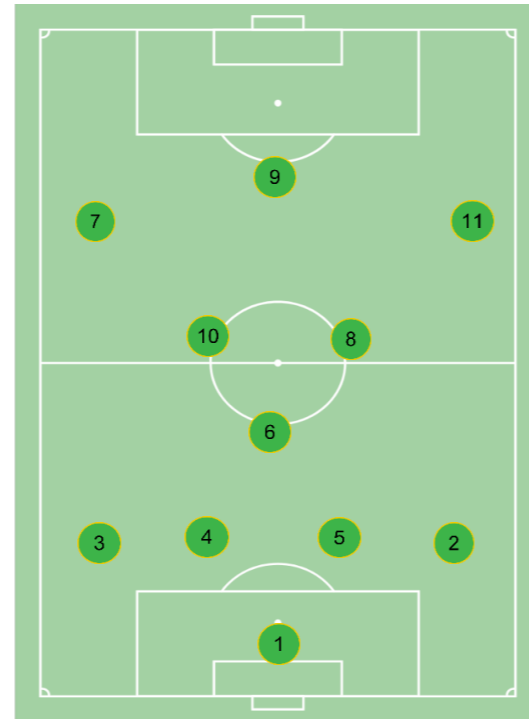


COMPOSITION DES EQUIPES

AS Véore Montoisson

| | |
|----|---------------------|
| 1 | Joris Gaucher |
| 2 | Thibault Lamasse |
| 3 | Thomas Champel |
| 4 | Arthur Ginoux |
| 5 | Dylan Peyron |
| 6 | Mathieu Bret |
| 7 | Anthony Meyer |
| 8 | Jason Colombet |
| 9 | Martin Delamontagne |
| 10 | Kevin Teire |
| 11 | Florian Palacio |
| 12 | Michael Boissy |
| 13 | Killian Souchois |
| 14 | Rayan Desbois |

1 - 4 - 3 - 3



1 - 4 - 3 - 3



US Davézieux

| | |
|-------------------------|----|
| Bryan Monchal Tommasini | 1 |
| Mathis Pleinet | 2 |
| Maxime Decroux | 3 |
| Matteo Bressy | 4 |
| Yoann Grange | 5 |
| Valentin Sagnol | 6 |
| Teophile Gagnage | 7 |
| Anthony Triolet | 8 |
| Ryan Frish | 9 |
| Leandre Hermet | 10 |
| Johan Clappe | 11 |
| Ruben Metay | 12 |
| Djibril Ez Zahouany | 13 |
| | 14 |

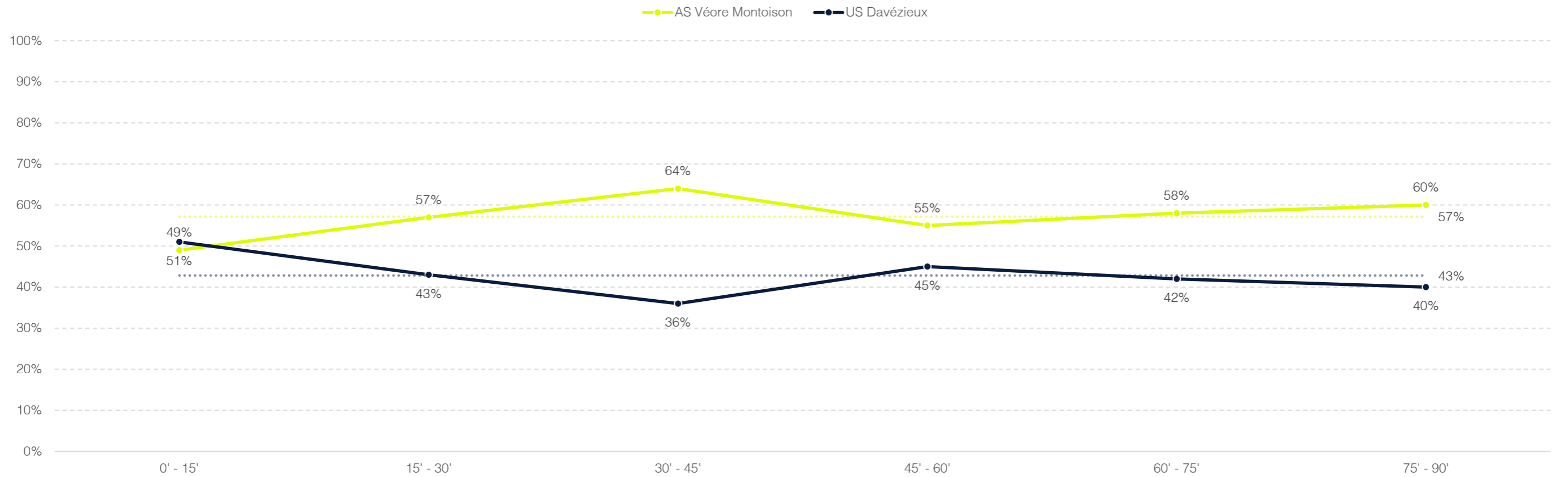
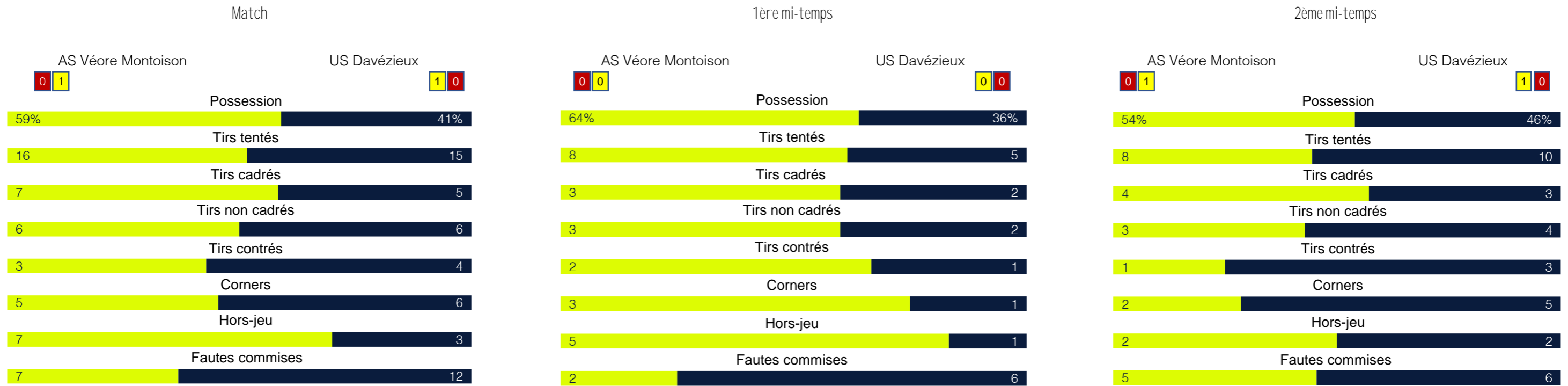
EVENEMENTS DE LA RENCONTRE

| | | | | |
|----------------|---|-----|--|--------------|
| | | 11' | N°7 Teophile Gagnage Passe Décisive N°3 Maxime Decroux | But |
| | | 34' | N°13 Djibril Ez Zahouany remplace N°9 Ryan Fish | Remplacement |
| | | | N°12 Ruben Metay remplace N°8 Anthony Triolet | Remplacement |
| Remplacement | N°14 Rayan Desbois remplace N°11 Florian Palacio | 35' | | |
| But | CSC | 45' | | |
| | | 58' | N°13 Djibril Ez Zahouany | Carton jaune |
| But | N°8 Jason Colombet | 60' | | |
| Remplacement | N°6 Mathieu Bret | 62' | N°8 Anthony Triolet remplace N°10 Leandre Hermet | Remplacement |
| Remplacement | N°13 Kilian Souchois remplace N°9 Martin Delamontagne | 65' | | |
| But | N°9 Rayan Desbois Passe Décisive N°13 Kilian Souchois | 66' | | |
| Remplacement | N°12 Michael Boissy remplace N°6 Mathieu Bret | 74' | | |
| Système de jeu | 1 - 4 - 3 - 3 -> 1 - 3 - 4 - 3 | 74' | | |
| | | 75' | N°11 Johan Clappe | But |
| Carton jaune | N°3 Thomas Champel | 77' | | |
| | | 79' | N°5 Yoan Grange | Carton jaune |
| | | 82' | N°10 Leandre Hermet remplace N°6 Valentin Sagnol | Remplacement |
| Remplacement | N°11 Florian Palacio remplace N°7 Anthony Meyer | 84' | | |



FORMATIONS UTILISEES



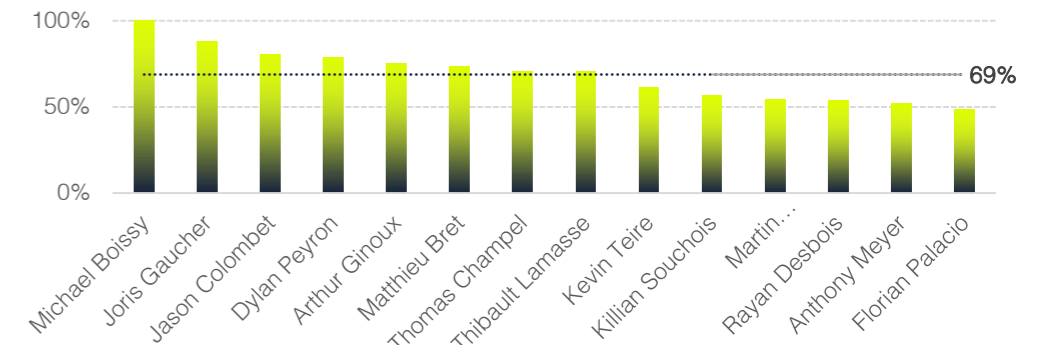




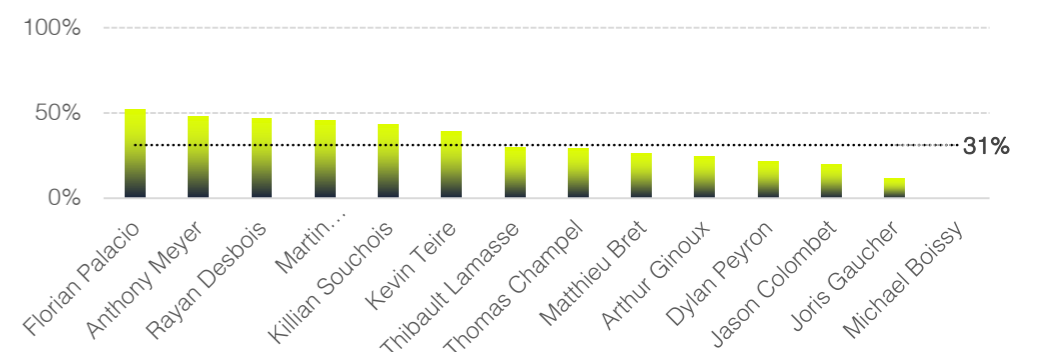
Statistiques globales

| Joueur | Min | But(s) | Passe(s) décisive(s) | Fautes commises | Fautes subies | Hors-jeu | Ballons touchés | Ballons bonifiés | Ballons perdus |
|-----------------------|-----|--------|----------------------|-----------------|---------------|----------|-----------------|------------------|-----------------|
| 1 Joris Gaucher | 90' | | | | | | 26 | 23 88% | 3 12% |
| 2 Thibault Lamasse | 90' | | | | 2 | | 47 | 33 71% | 15 29% |
| 3 Thomas Champel | 90' | | | 1 | 2 | 1 | 44 | 31 71% | 13 29% |
| 4 Arthur Ginoux | 90' | | | | | | 81 | 61 75% | 20 25% |
| 5 Dylan Peyron | 90' | | | | 2 | | 51 | 40 78% | 10 22% |
| 6 Matthieu Bret | 74' | | | 2 | 1 | 1 | 39 | 29 74% | 10 26% |
| 7 Anthony Meyer | 84' | | | 1 | | 1 | 29 | 15 52% | 17 48% |
| 8 Jason Colombet | 90' | 1 | | 1 | | | 33 | 26 80% | 8 20% |
| 9 Martin Delamontagne | 65' | | | 1 | | 3 | 25 | 14 55% | 11 45% |
| 10 Kevin Teire | 90' | | | 1 | | | 33 | 20 61% | 13 39% |
| 11 Florian Palacio | 41' | | | | 1 | 1 | 11 | 5 48% | 6 52% |
| 12 Michael Boissy | 16' | | | | 1 | | 4 | 4 100% | |
| 13 Killian Souchois | 25' | | 1 | | | | 7 | 4 57% | 5 43% |
| 14 Rayan Desbois | 55' | 1 | | | 1 | 2 | 27 | 15 54% | 14 46% |
| Moyenne | | | | | | | 32,7 | 22,9 69% | 11,2 31% |

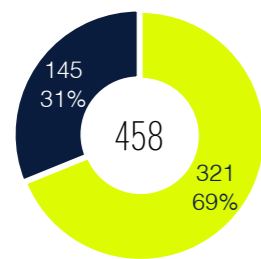
% Ballons bonifiés par joueur



% Ballons perdus par joueur

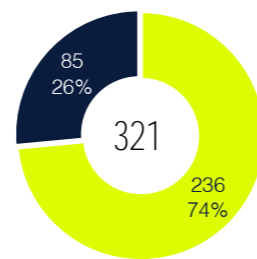


Ballons touchés



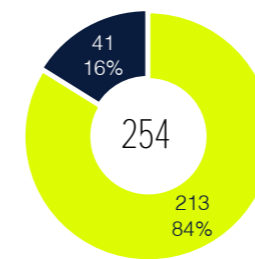
■ Ballons bonifiés ■ Ballons perdus

Passes



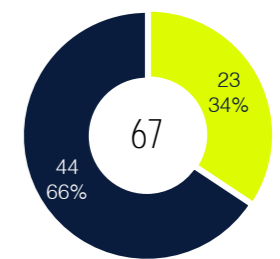
■ Passes réussies ■ Passes manquées

Passes courtes



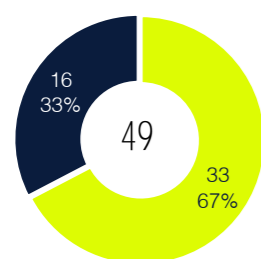
■ Passes réussies ■ Passes manquées

Passes longues



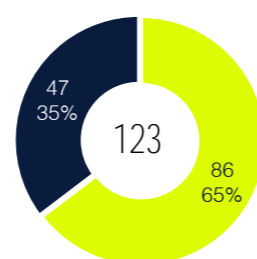
■ Passes réussies ■ Passes manquées

Dribbles



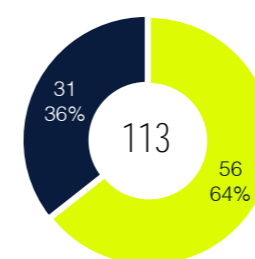
■ Dribbles réussis ■ Dribbles manqués

Duels



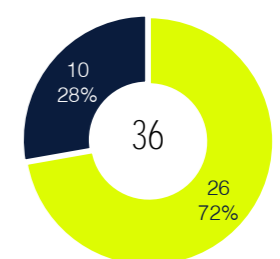
■ Duels gagnés ■ Duels perdus

Duels au sol



■ Duels gagnés ■ Duels perdus

Duels aériens



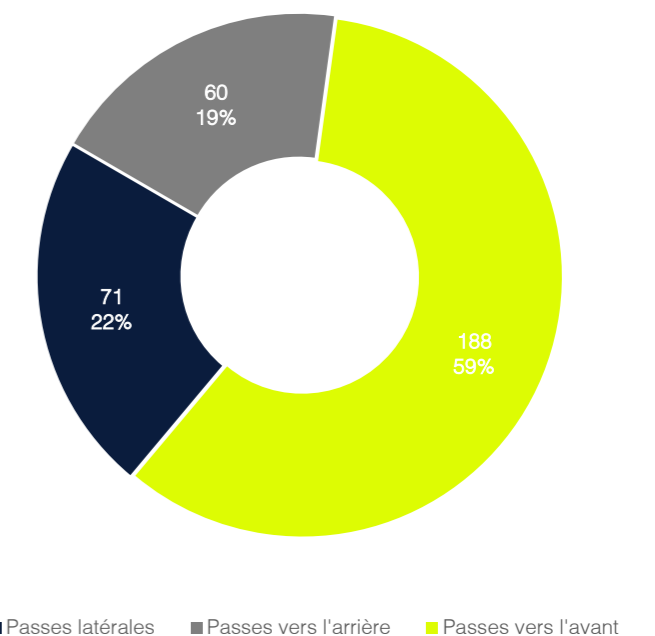
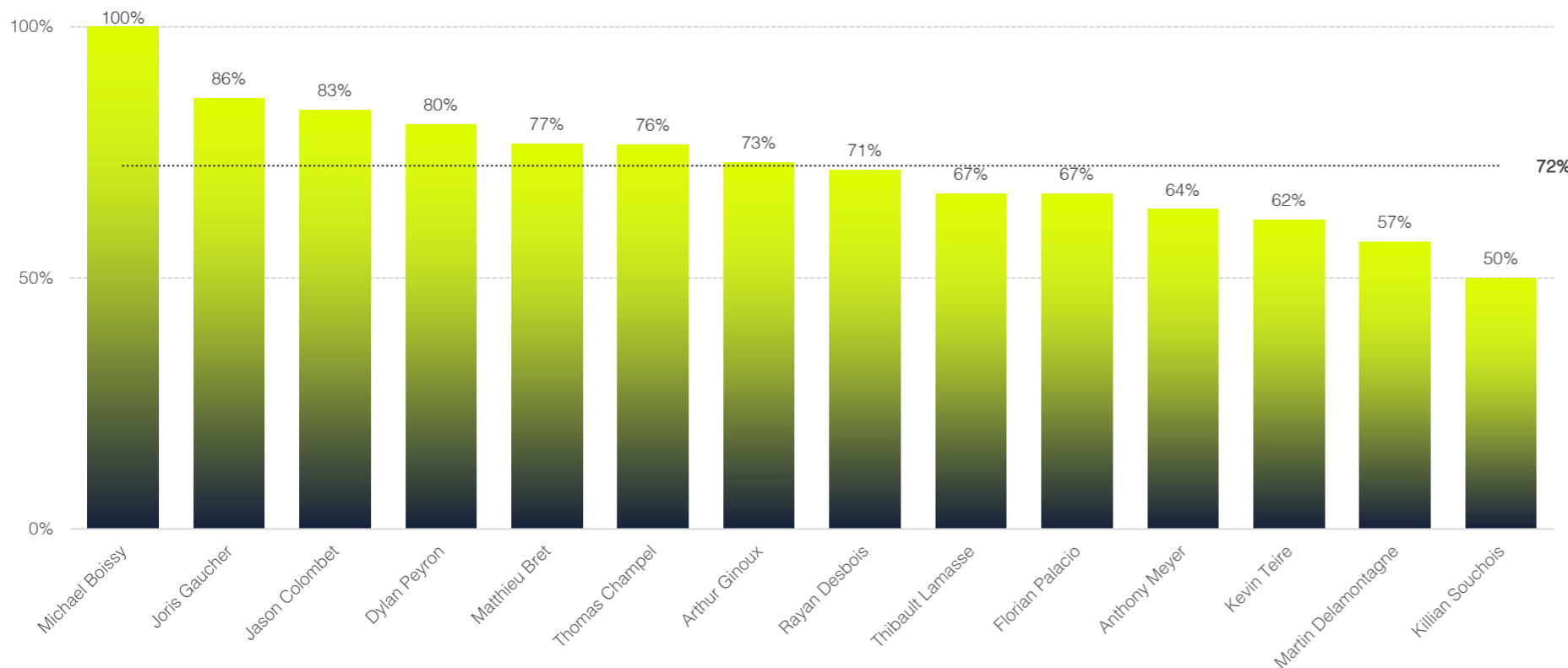
■ Duels gagnés ■ Duels perdus



Statistiques globales

| Joueur | Passes totales | | | | Passes courtes | | | | Passes longues | | | | Direction des passes | | | | | | | | |
|-----------------------|----------------|-----------------|-----------------|------------|----------------|-----------------|-----------------|------------|----------------|-----------------|-----------------|------------|----------------------|------------|------------------|-------------|-----------------------|------------|------------|------------|------------|
| | Passes tentés | Passes réussies | Passes manquées | | Passes tentés | Passes réussies | Passes manquées | | Passes tentés | Passes réussies | Passes manquées | | Passes vers l'avant | | Passes latérales | | Passes vers l'arrière | | | | |
| 1 Joris Gaucher | 21 | 18 | 86% | 3 | 14% | 17 | 17 | 100% | 0 | 0% | 4 | 1 | 25% | 3 | 75% | 18 | 86% | 1 | 5% | 0 | |
| 2 Thibault Lamasse | 33 | 22 | 67% | 11 | 33% | 25 | 19 | 76% | 6 | 24% | 8 | 3 | 38% | 5 | 63% | 18 | 55% | 11 | 33% | 5 | 15% |
| 3 Thomas Champel | 34 | 26 | 76% | 8 | 24% | 31 | 26 | 84% | 5 | 16% | 3 | | 3 | 100% | 18 | 53% | 2 | 6% | 13 | 38% | |
| 4 Arthur Ginoux | 63 | 46 | 73% | 17 | 27% | 38 | 37 | 97% | 1 | 3% | 25 | 9 | 36% | 16 | 64% | 52 | 83% | 10 | 16% | 1 | 2% |
| 5 Dylan Peyron | 41 | 33 | 80% | 8 | 20% | 31 | 28 | 90% | 3 | 10% | 10 | 5 | 50% | 5 | 50% | 22 | 54% | 14 | 34% | 5 | 12% |
| 6 Matthieu Bret | 30 | 23 | 77% | 7 | 23% | 27 | 22 | 81% | 5 | 19% | 3 | 1 | 33% | 2 | 67% | 13 | 43% | 7 | 23% | 10 | 33% |
| 7 Anthony Meyer | 11 | 7 | 64% | 4 | 36% | 9 | 7 | 78% | 2 | 22% | 2 | | 2 | 100% | 5 | 45% | 4 | 36% | 2 | 18% | |
| 8 Jason Colombet | 24 | 20 | 83% | 4 | 17% | 22 | 19 | 86% | 3 | 14% | 2 | 1 | 50% | 1 | 50% | 11 | 46% | 8 | 33% | 5 | 21% |
| 9 Martin Delamontagne | 14 | 8 | 57% | 6 | 43% | 14 | 8 | 57% | 6 | 43% | | | | | 5 | 36% | 5 | 36% | 4 | 29% | |
| 10 Kevin Teire | 26 | 16 | 62% | 10 | 38% | 19 | 14 | 74% | 5 | 26% | 7 | 2 | 29% | 5 | 71% | 16 | 62% | 3 | 12% | 7 | 27% |
| 11 Florian Palacio | 6 | 4 | 67% | 2 | 33% | 6 | 4 | 67% | 2 | 33% | | | | | 3 | 50% | 1 | 17% | 2 | 33% | |
| 12 Michael Boissy | 2 | 2 | 100% | | | 1 | 1 | 100% | | | 1 | 1 | 100% | | | 1 | 50% | 0 | | 1 | 50% |
| 13 Killian Souchois | 2 | 1 | 50% | 1 | 50% | 1 | 1 | 100% | 0 | 0% | 1 | | 1 | 100% | | 1 | 50% | 1 | 50% | 0 | |
| 14 Rayan Desbois | 14 | 10 | 71% | 4 | 29% | 13 | 10 | 77% | 3 | 23% | 1 | | 1 | 100% | | 5 | 36% | 4 | 29% | 5 | 36% |
| Moyenne | 22,9 | 16,9 | 72% | 6,1 | 28% | 18,1 | 15,2 | 83% | 2,9 | 17% | 4,8 | 1,6 | 30% | 3,1 | 70% | 13,4 | 53% | 5,1 | 24% | 4,3 | 22% |

Moyenne de passes réussies



■ Passes latérales ■ Passes vers l'arrière ■ Passes vers l'avant



Passes réalisées entre les joueurs (passes réussies)

| | IRP* | 1 | 2 | 3 | 4 | 5 | 6 | 7 | 8 | 9 | 10 | 11 | 12 | 13 | 14 | T |
|-----------------------|------|----|----|-----|-----|-----|----|----|----|----|----|----|----|----|----|--------|
| 1 Joris Gaucher | 6% | | 2 | 3 | 8 | 3 | 1 | | | | | | 1 | | | 18 8% |
| 2 Thibault Lamasse | 9% | 2 | | | 1 | 4 | 2 | | 2 | 6 | | 2 | | | 3 | 22 10% |
| 3 Thomas Champel | 11% | 1 | | | 8 | 3 | 1 | 4 | | 4 | 3 | 1 | | | | 25 11% |
| 4 Arthur Ginoux | 18% | | 3 | 13 | | 6 | 5 | 3 | 1 | 3 | 4 | 2 | | | 4 | 44 19% |
| 5 Dylan Peyron | 13% | 5 | 6 | 1 | 13 | | 2 | 1 | 2 | | | 1 | | | 1 | 32 14% |
| 6 Matthieu Bret | 9% | | 1 | | 7 | 7 | | 2 | 1 | 2 | 2 | 1 | | | | 23 10% |
| 7 Anthony Meyer | 8% | | | 1 | 1 | | 1 | | | | 3 | | | | 1 | 7 3% |
| 8 Jason Colombet | 5% | | 5 | 1 | | | 4 | 1 | | 1 | 2 | 2 | | 3 | 1 | 20 9% |
| 9 Martin Delamontagne | 8% | | 2 | | | 1 | | | 3 | | | | | | 2 | 8 3% |
| 10 Kevin Teire | 7% | | | 4 | | 2 | 1 | 3 | 3 | 1 | | | | | 2 | 16 7% |
| 11 Florian Palacio | 3% | | | | 1 | | | | 2 | | 1 | | | | | 4 2% |
| 12 Michael Boissy | 0% | 1 | | | | | | | | | | | | | | 1 0% |
| 13 Killian Souchois | 1% | | | | | | | 1 | | | | | | | | 1 0% |
| 14 Rayan Desbois | 5% | | 2 | 1 | 1 | 1 | | 1 | 3 | | | 1 | | | | 10 4% |
| | | 9 | 21 | 24 | 40 | 27 | 17 | 14 | 16 | 20 | 15 | 10 | 1 | 3 | 14 | 231 |
| | | 4% | 9% | 10% | 17% | 12% | 7% | 6% | 7% | 9% | 6% | 4% | 0% | 1% | 6% | |

Ballons donnés

Ballons reçus

% Passes réalisées entre les joueurs (passes réussies)

| | 1 | 2 | 3 | 4 | 5 | 6 | 7 | 8 | 9 | 10 | 11 | 12 | 13 | 14 |
|-----------------------|------|-----|-----|-----|-----|-----|-----|------|-----|-----|-----|----|-----|-----|
| 1 Joris Gaucher | | 11% | 17% | 44% | 17% | 6% | | | | | | 6% | | |
| 2 Thibault Lamasse | 9% | | | 5% | 18% | 9% | | 9% | 27% | | 9% | | | 14% |
| 3 Thomas Champel | 4% | | | 32% | 12% | 4% | 16% | | 16% | 12% | 4% | | | |
| 4 Arthur Ginoux | | 7% | 30% | | 14% | 11% | 7% | 2% | 7% | 9% | 5% | | | 9% |
| 5 Dylan Peyron | 16% | 19% | 3% | 41% | | 6% | 3% | 6% | | | 3% | | | 3% |
| 6 Matthieu Bret | | 4% | | 30% | 30% | | 9% | 4% | 9% | 9% | 4% | | | |
| 7 Anthony Meyer | | | 14% | 14% | | 14% | | | | | 43% | | | 14% |
| 8 Jason Colombet | | 25% | 5% | | | 20% | 5% | | 5% | 10% | 10% | | 15% | 5% |
| 9 Martin Delamontagne | | 25% | | | 13% | | | 38% | | | | | | 25% |
| 10 Kevin Teire | | | 25% | | 13% | 6% | 19% | 19% | 6% | | | | | 13% |
| 11 Florian Palacio | | | | 25% | | | | 50% | | 25% | | | | |
| 12 Michael Boissy | 100% | | | | | | | | | | | | | |
| 13 Killian Souchois | | | | | | | | 100% | | | | | | |
| 14 Rayan Desbois | | 20% | 10% | 10% | 10% | | | 10% | 30% | | 10% | | | |

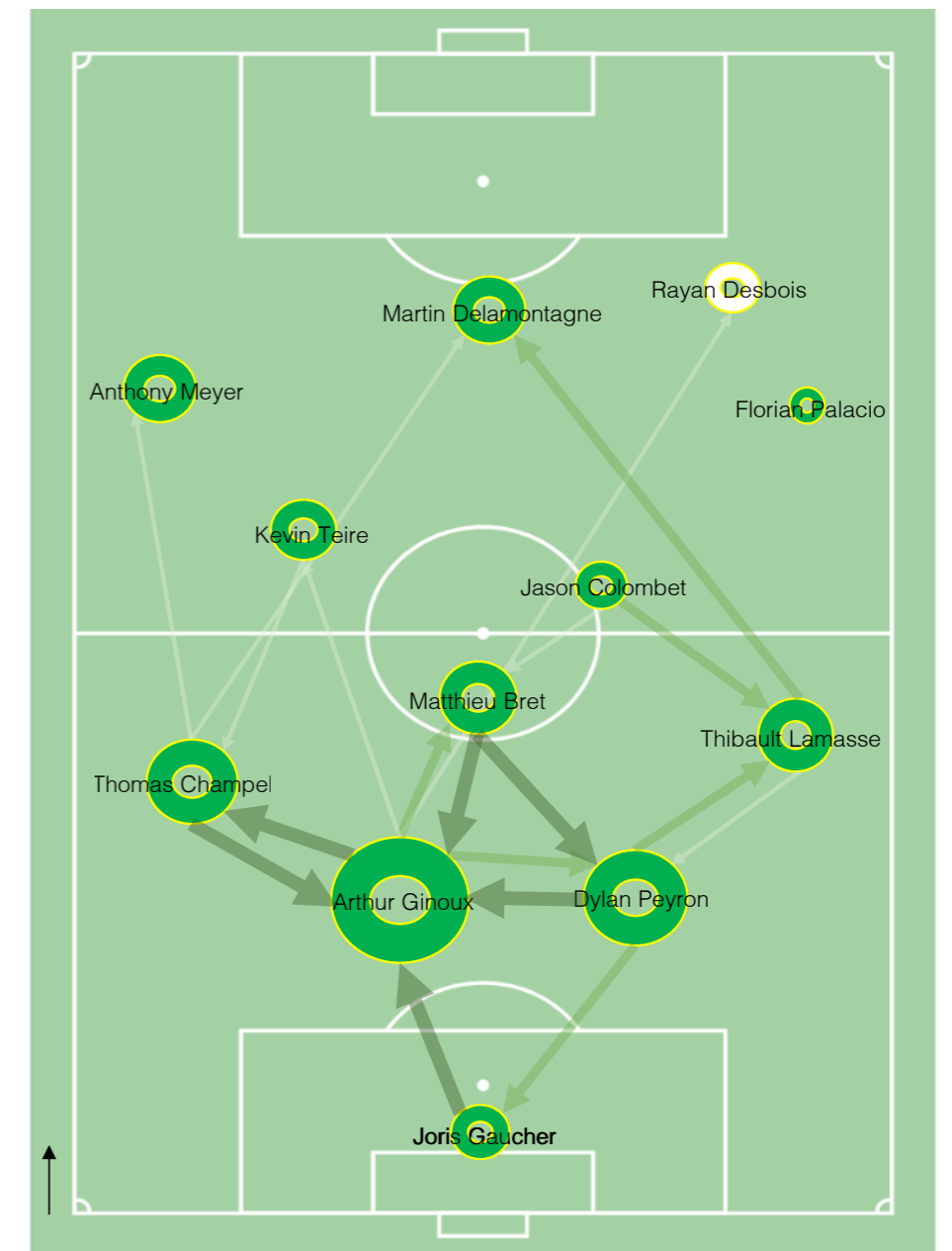
Ballons donnés

Ballons reçus

Top 5 relations entre les joueurs

| | | | | | |
|---|---------------|---|----------------|----|----|
| 1 | Arthur Ginoux | → | Thomas Champel | 13 | 6% |
| 2 | Dylan Peron | → | Arthur Ginoux | 13 | 6% |
| 3 | Joris Gaucher | → | Arthur Ginoux | 8 | 3% |
| 4 | Mathieu Brest | → | Arthur Ginoux | 7 | 3% |
| 5 | Mathieu Brest | → | Dylan Peron | 7 | 3% |

Réseau de passes préférentiel



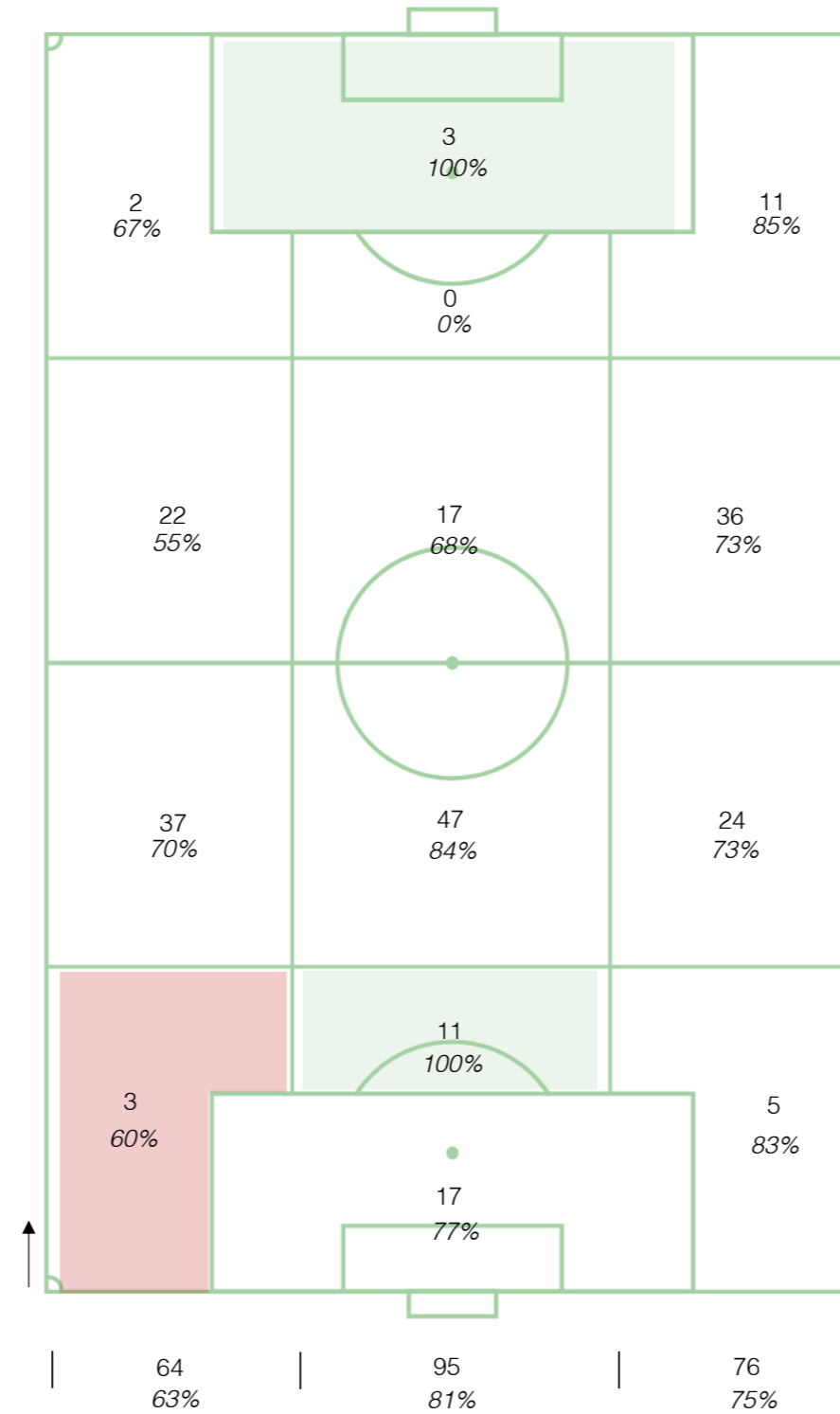
*IRP : Importance dans le Réseau de Passe | Moyenne entre le nombre de ballons donnés et le nombre de ballons reçus



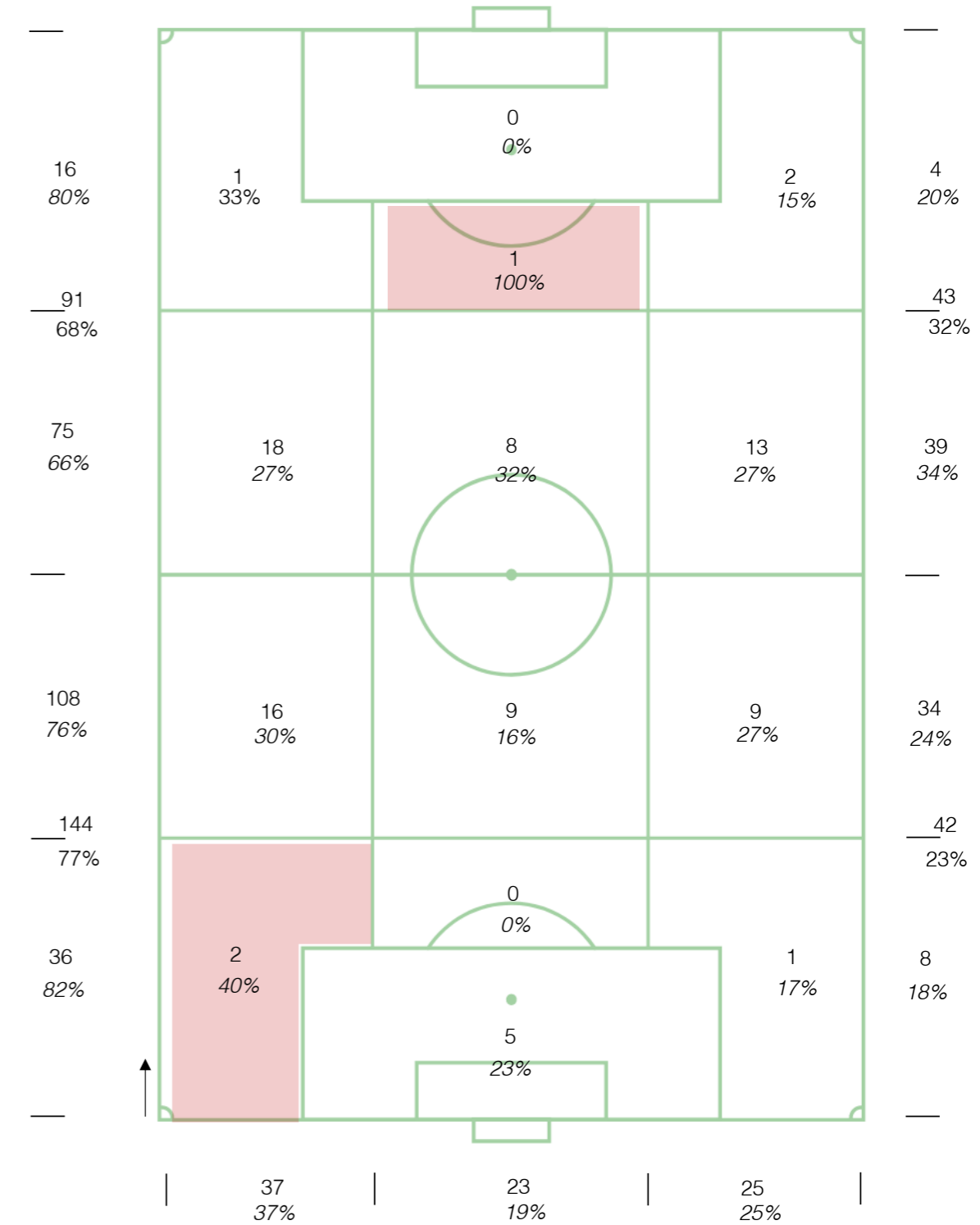
Détails des passes

| | Passes tentés | Passes réussies | | Passes manquées | | |
|-------|---------------------|-----------------|-----------|-----------------|----------|------------|
| 1 | Joris Gaucher | 21 | 18 | 86% | 3 | 14% |
| 2 | Thibault Lamasse | 33 | 22 | 67% | 11 | 33% |
| 3 | Thomas Champel | 34 | 26 | 76% | 8 | 24% |
| 4 | Arthur Ginoux | 63 | 46 | 73% | 17 | 27% |
| 5 | Dylan Peyron | 41 | 33 | 80% | 8 | 20% |
| 6 | Matthieu Bret | 30 | 23 | 77% | 7 | 23% |
| 7 | Anthony Meyer | 11 | 7 | 64% | 4 | 36% |
| 8 | Jason Colombet | 24 | 20 | 83% | 4 | 17% |
| 9 | Martin Delamontagne | 14 | 8 | 57% | 6 | 43% |
| 10 | Kevin Teire | 26 | 16 | 62% | 10 | 38% |
| 11 | Florian Palacio | 6 | 4 | 67% | 2 | 33% |
| <hr/> | | | | | | |
| 12 | Michael Boissy | 2 | 2 | 100% | | |
| 13 | Killian Souchois | 2 | 1 | 50% | 1 | 50% |
| 14 | Rayan Desbois | 14 | 10 | 71% | 4 | 29% |
| <hr/> | | | | | | |
| | Moyenne | 22,9 | 17 | 72% | 6 | 28% |

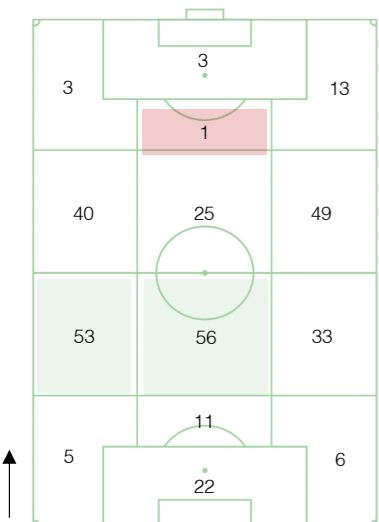
Passes réussies



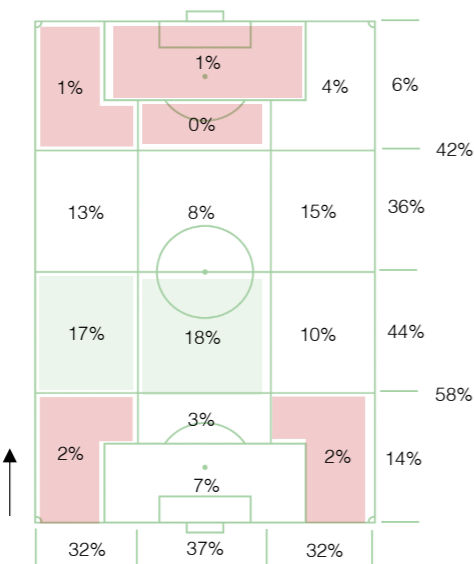
Passes manquées



Passes réalisées par zone



% Passes réalisées par zone



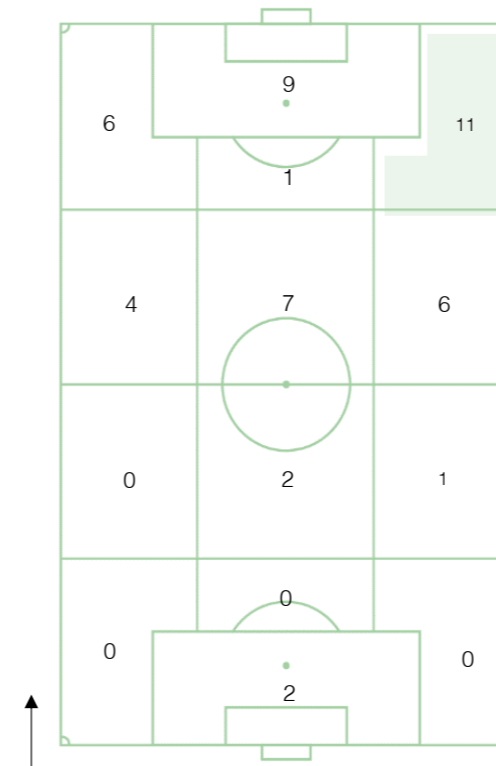


Détails des dribbles

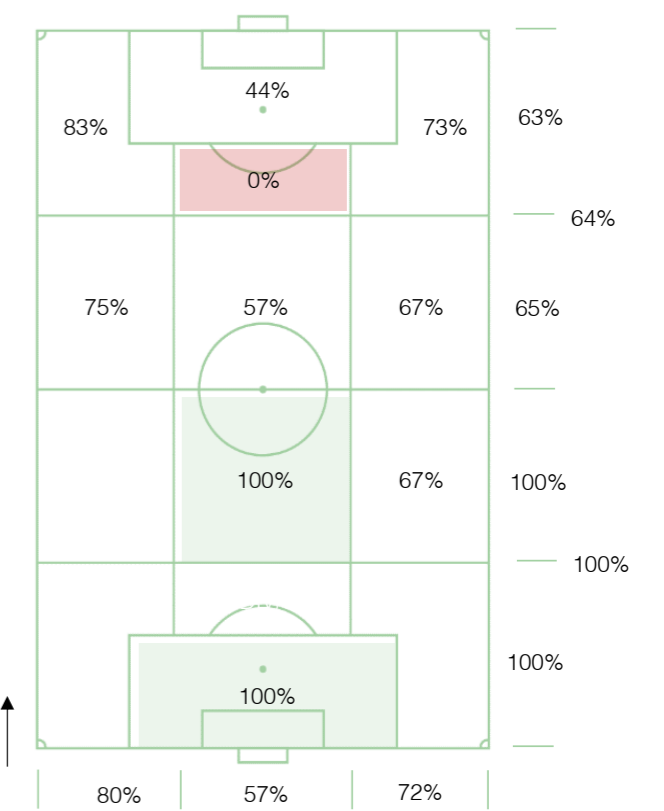
Dribbles tentés Dribbles réussis Dribbles manqués

| | | | | | | |
|----------------|---------------------|------------|----------|------------|----------|------------|
| 1 | Joris Gaucher | 0 | | | | |
| 2 | Thibault Lamasse | 2 | 2 | 100% | | |
| 3 | Thomas Champel | 1 | 1 | 100% | | |
| 4 | Arthur Ginoux | 7 | 7 | 100% | | |
| 5 | Dylan Peyron | 0 | | | | |
| 6 | Matthieu Bret | 1 | 1 | 100% | | |
| 7 | Anthony Meyer | 13 | 8 | 62% | 5 | 38% |
| 8 | Jason Colombet | 2 | 1 | 50% | 1 | 50% |
| 9 | Martin Delamontagne | 9 | 8 | 89% | 1 | 11% |
| 10 | Kevin Teire | 1 | 1 | 100% | | |
| 11 | Florian Palacio | 3 | 1 | 33% | 2 | 67% |
| Moyenne | | 3,5 | 2 | 63% | 1 | 37% |
| 12 | Michael Boissy | 0 | | | | |
| 13 | Killian Souchois | 1 | 1 | 100% | | |
| 14 | Rayan Desbois | 9 | 5 | 56% | 4 | 44% |

Dribbles tentés par zone



% Dribbles réussis par zone



Détails des duels

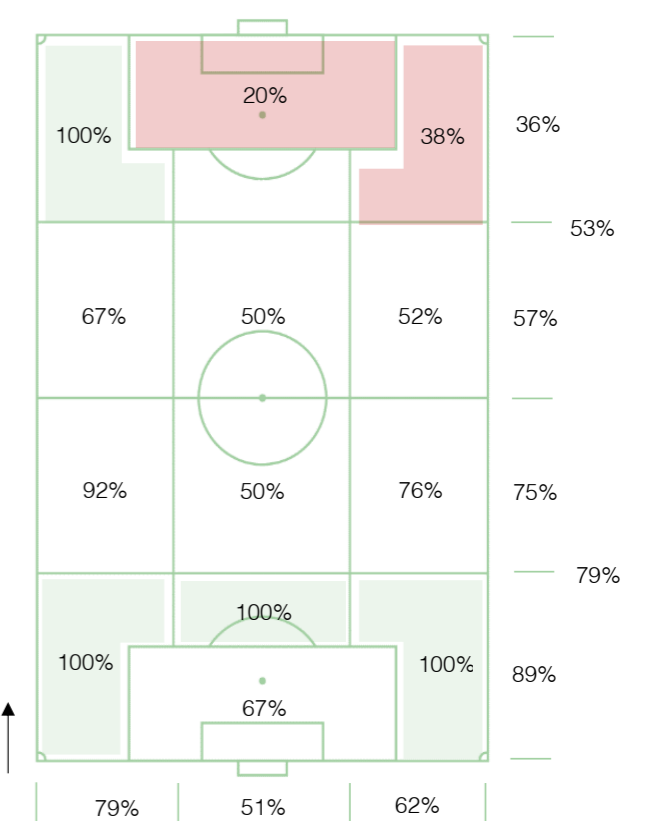
Duels disputés Duels gagnés Duels au sol Duels au sol gagnés Duels aériens Duels aériens gagnés

| | | | | | | | | | | |
|----------------|---------------------|-----------|----------|------------|----------|----------|------------|----------|----------|------------|
| 1 | Joris Gaucher | 0 | | | | | | | | |
| 2 | Thibault Lamasse | 17 | 9 | 53% | 11 | 6 | 55% | 5 | 2 | 40% |
| 3 | Thomas Champel | 14 | 10 | 71% | 6 | 3 | 50% | 8 | 7 | 88% |
| 4 | Arthur Ginoux | 16 | 13 | 81% | 12 | 9 | 75% | 4 | 4 | 100% |
| 5 | Dylan Peyron | 14 | 13 | 93% | 11 | 10 | 91% | 3 | 3 | 100% |
| 6 | Matthieu Bret | 11 | 8 | 73% | 7 | 6 | 86% | 4 | 2 | 50% |
| 7 | Anthony Meyer | 10 | 8 | 80% | 7 | 6 | 86% | 3 | 2 | 67% |
| 8 | Jason Colombet | 9 | 4 | 44% | 4 | 1 | 25% | 2 | 1 | 50% |
| 9 | Martin Delamontagne | 3 | 1 | 33% | 1 | | | | | |
| 10 | Kevin Teire | 12 | 9 | 75% | 11 | 8 | 73% | 1 | 1 | 100% |
| 11 | Florian Palacio | 4 | 2 | 50% | 4 | 2 | 50% | | | |
| 12 | Michael Boissy | 8 | 7 | 88% | 3 | 3 | 100% | 5 | 4 | |
| 13 | Killian Souchois | 7 | 2 | 29% | 5 | 2 | 40% | | | |
| 14 | Rayan Desbois | 8 | | | 5 | | | 1 | | |
| Moyenne | | 10 | 6 | 59% | 6 | 4 | 56% | 3 | 2 | 54% |

Duels disputés par zone



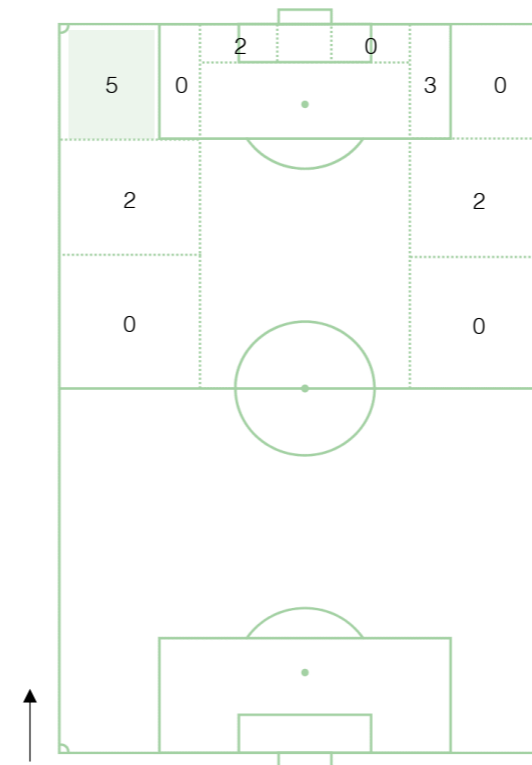
% Duels gagnés par zone



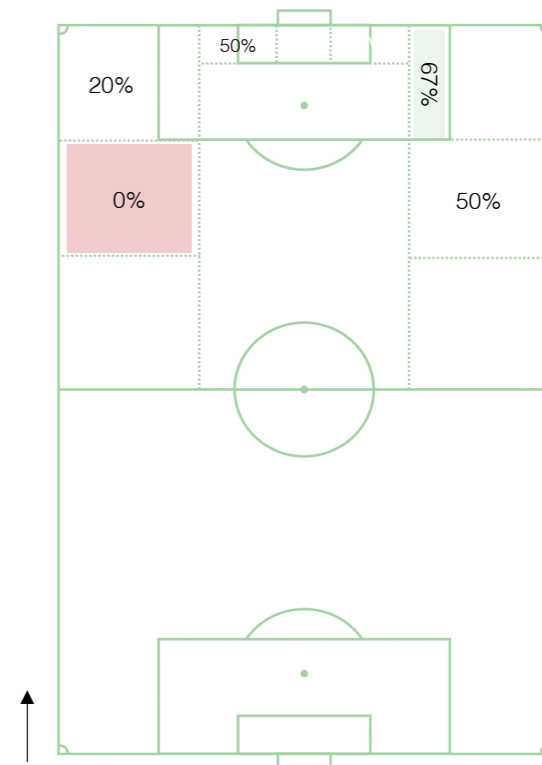
Détails des centres

| | Centres tentés | Centres réussis | Centres manqués |
|-----------------------|----------------|-----------------|-----------------|
| 1 Joris Gaucher | 0 | | |
| 2 Thibault Lamasse | 1 | 1 | 100% |
| 3 Thomas Champel | 0 | | |
| 4 Arthur Ginoux | 2 | 2 | 100% |
| 5 Dylan Peyron | 0 | | |
| 6 Matthieu Bret | 0 | | |
| 7 Anthony Meyer | 4 | 2 | 50% |
| 8 Jason Colombet | 0 | | |
| 9 Martin Delamontagne | 3 | 1 | 33% |
| 10 Kevin Teire | 1 | 1 | 100% |
| 11 Florian Palacio | 1 | 1 | 100% |
| 12 Michael Boissy | 0 | | |
| 13 Killian Souchois | 2 | 2 | 100% |
| 14 Rayan Desbois | 0 | | |
| Moyenne | 1,0 | 0,4 | 26% |

Centres tentés par zone



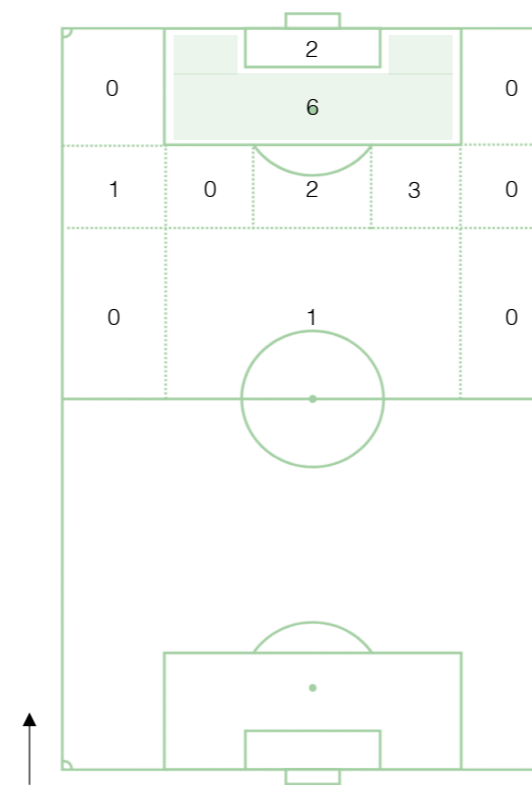
% Centres réussis par zone



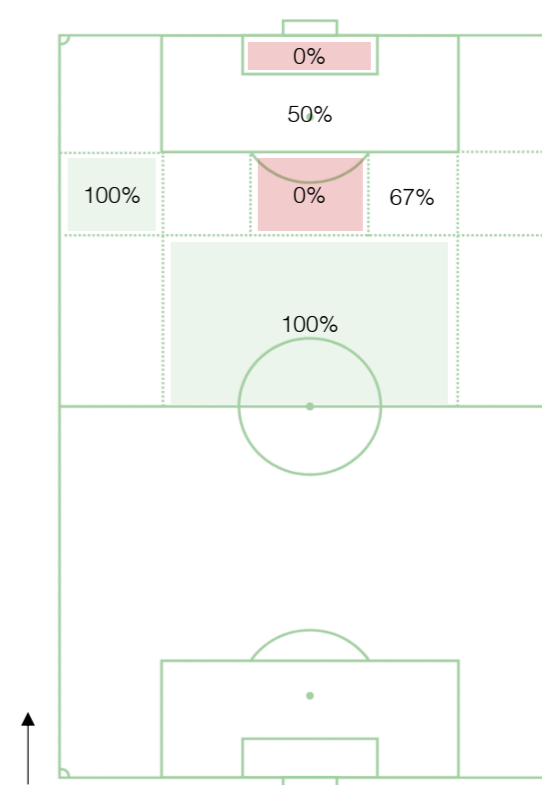
Détails des tirs

| | Buts | Tirs tentés | Tirs cadrés | Tirs dans la surface | Tirs hors de la surface | | | |
|-----------------------|------|-------------|-------------|----------------------|-------------------------|------------|----------|------------|
| 1 Joris Gaucher | 0 | | | | | | | |
| 2 Thibault Lamasse | 0 | | | | | | | |
| 3 Thomas Champel | 0 | 1 | | 1 | 0% | | | |
| 4 Arthur Ginoux | 0 | | | | | | | |
| 5 Dylan Peyron | 0 | 1 | 1 | 0% | 1 | 100% | | |
| 6 Matthieu Bret | 0 | 2 | | 0% | 2 | 100% | | |
| 7 Anthony Meyer | 0 | | | | | | | |
| 8 Jason Colombet | 1 | 1 | 1 | 100% | 1 | 100% | 0% | |
| 9 Martin Delamontagne | 0 | 2 | | 2 | 100% | 0% | | |
| 10 Kevin Teire | 0 | 1 | | 0% | 1 | 100% | | |
| 11 Florian Palacio | 0 | 1 | 1 | 100% | 0% | 1 | 100% | |
| 12 Michael Boissy | 0 | | | | | | | |
| 13 Killian Souchois | 0 | 1 | | 1 | 100% | 0% | | |
| 14 Rayan Desbois | 1 | 5 | 4 | 80% | 3 | 60% | 2 | 40% |
| Moyenne | | 1,1 | 1,8 | 95% | 1 | 51% | 1 | 49% |

Tirs tentés par zone



% Tirs cadrés par zone

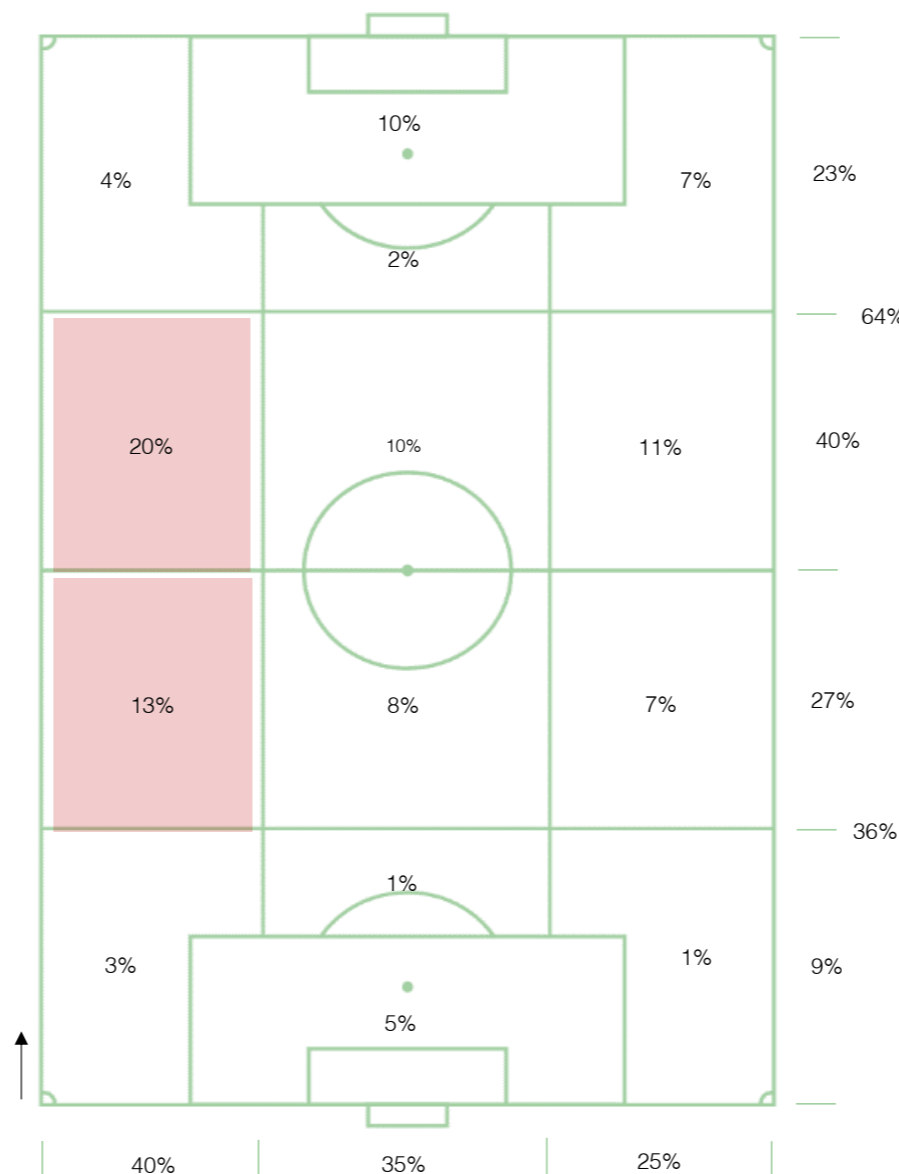




Détails des pertes et des récupérations du bal lon

| | Bal lons perdus | Bal lons récupérer | Interceptions | Interceptions suite à un duel |
|-----------------------|-----------------|--------------------|---------------|-------------------------------|
| 1 Joris Gaucher | 3 12% | 9 | 9 | |
| 2 Thibault Lamasse | 15 29% | 20 | 16 | 4 |
| 3 Thomas Champel | 13 29% | 10 | 7 | 3 |
| 4 Arthur Ginoux | 20 25% | 25 | 18 | 7 |
| 5 Dylan Peyron | 10 22% | 14 | 9 | 5 |
| 6 Matthieu Bret | 10 26% | 12 | 5 | 7 |
| 7 Anthony Meyer | 17 48% | 6 | 1 | 5 |
| 8 Jason Colombet | 8 20% | 6 | 4 | 2 |
| 9 Martin Delamontagne | 11 45% | 1 | 1 | |
| 10 Kevin Teire | 13 39% | 8 | 4 | 4 |
| 11 Florian Palacio | 6 52% | 2 | 1 | 1 |
| 12 Michael Boissy | | 4 | 2 | 2 |
| 13 Killian Souchois | 5 43% | 1 | | 1 |
| 14 Rayan Desbois | 14 46% | 3 | 3 | |
| Moyenne | 11 31% | 9 | 6 | 3 |

% Pertes de bal les par zone



% Récupération du bal lon par zone

